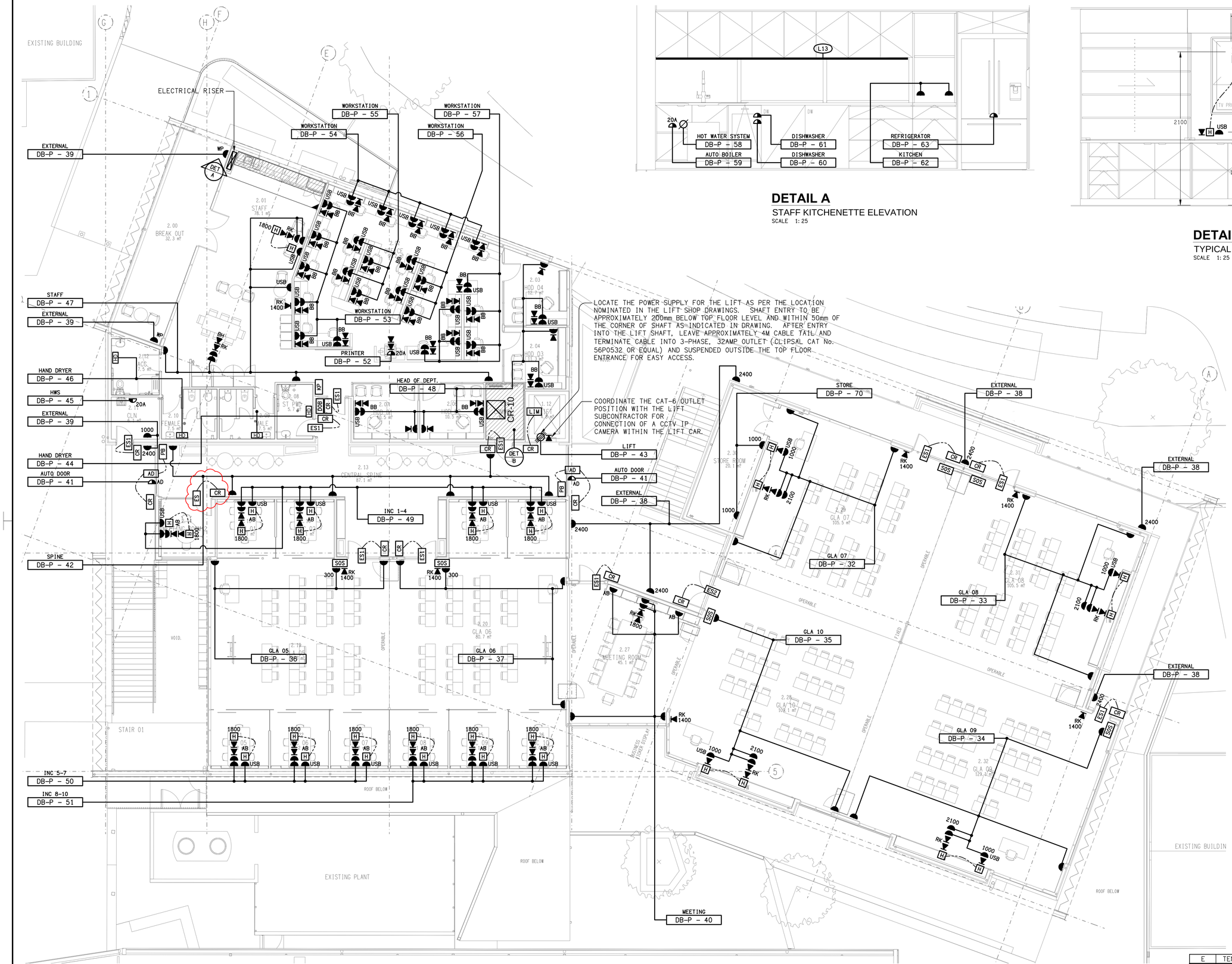

LOCATE THE POWER SUPPLY FOR THE LIFT AS PER THE LOCATION NOMINATED IN THE LIFT SHOP DRAWINGS. SHAFT ENTRY TO BE APPROXIMATELY 200mm BELOW TOP FLOOR LEVEL AND WITHIN 50mm OF THE CORNER OF SHAFT AS INDICATED IN DRAWING. AFTER ENTRY INTO THE LIFT SHAFT, LEAVE APPROXIMATELY 4M CABLE TAIL AND TERMINATE CABLE INTO 3-PHASE, 32AMP OUTLET (CLIPSAL CAT No. 56P0532 OR EQUAL) AND SUSPENDED OUTSIDE THE TOP FLOOR ENTRANCE FOR EASY ACCESS.

COORDINATE THE CAT-6 OUTLET POSITION WITH THE LIFT SUBCONTRACTOR FOR CONNECTION OF A CCTV IP CAMERA WITHIN THE LIFT CAR.

DETAIL A
STAFF KITCHENETTE ELEVATION
SCALE 1:25

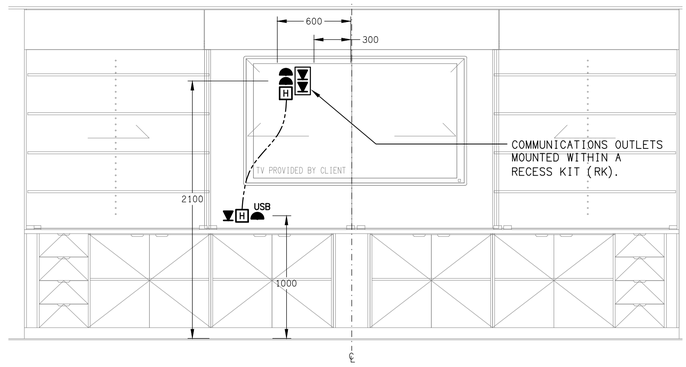

DETAIL C
TYPICAL TEACHERS WALL ELEVATION
SCALE 1:25

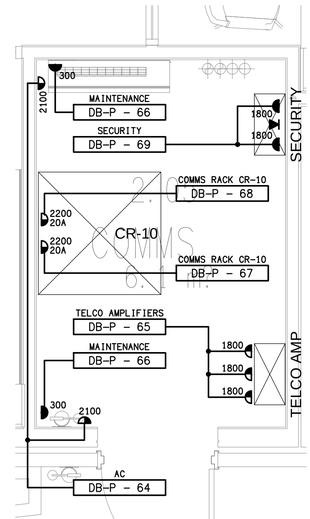

DETAIL B
COMMUNICATION ROOM PLAN
SCALE 1:25

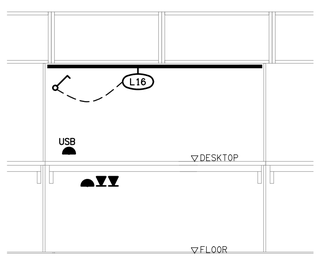

DETAIL D
TYPICAL OFFICE DESK (J11) ELEVATION
SCALE 1:25

REV:	DESCRIPTION:	DATE:
E	TENDER	01/06/2026

ELECTRICAL DESIGN GROUP BRISBANE PTY LTD
ACN 092 710 793

TRADING AS:
ELECTRICAL DESIGN GROUP

THE COPYRIGHT OF THIS DRAWING REMAINS THE PROPERTY OF THE ELECTRICAL DESIGN GROUP.

USE FIGURED DIMENSIONS IN PREFERENCE TO SCALE.

ALL DIMENSIONS TO BE VERIFIED ONSITE.

ELECTRICAL DESIGN GROUP
ELECTRICAL BUILDING SERVICES CONSULTANTS
BRISBANE GOLD COAST
P.O.Box 15, Sherwood Q.4075
Phone: (07) 3278 4375
Email: brisbane@edg.net.au
Web: www.edg.net.au

PROJECT:
ORMISTON COLLEGE
BUSINESS & ARTS PRECINCT

97 DUNDAS STREET WEST, ORMISTON

DRAWING:
ELECTRICAL SERVICES
LEVEL 1 FLOOR PLAN

SCALE:		PROJECT NO:	DRAWING NO:	REVISION:
1:100	AT A1	C3666a	E06	E